

CATALOGUE

  
**Himalaya**  
**ABADI**  
*the glassavvy*


OUR LOCAL PARTNER :



DIGITAL CATALOGUE



*PERFECTING DESIGN  
WITH GLASS*




## TEXTURA CARVED GLASS

Textura Carved Glass is an innovation from Himalaya Abadi that introduces a new dimension to glass as a material. Through precise carving techniques, it creates highly detailed textured and embossed patterns, delivering a strong visual character while enriching the overall aesthetic with a play of shadows and artistic depth.


\* Pattern shown is for reference only. Actual pattern density may vary according to custom design requirements.

### TEXTURA CARVED GLASS SPECIFICATIONS


TYPE	THICKNESS	MAX SIZE
1. Coralia	5 mm, 10 mm	Varies by Custom
2. Komodo	5 mm, 10 mm	Varies by Custom
3. Kawung	5 mm, 10 mm	Varies by Custom
4. Metrogrid	5 mm, 10 mm	Varies by Custom
5. Senka	5 mm, 10 mm	Varies by Custom
6. Senraku	5 mm, 10 mm	Varies by Custom
7. Senri	5 mm, 10 mm	Varies by Custom
8. Timber	5 mm, 10 mm	Varies by Custom




9




10



11



12



13


## TEXTURA CARVED GLASS

With a wide range of pattern options, each piece of glass can transform into an elegant focal point. It is thoughtfully designed to suit various needs and can be applied across multiple design elements.


\* Pattern shown is for reference only. Actual pattern density may vary according to custom design requirements.

### TEXTURA CARVED GLASS SPECIFICATIONS


TYPE	THICKNESS	MAX SIZE
9. Tartan	5 mm, 10 mm	Varies by Custom
10. Rhomb	5 mm, 10 mm	Varies by Custom
11. Vetra	5 mm, 10 mm	Varies by Custom
12. Fissure	5 mm, 10 mm	Varies by Custom
13. Petal	5 mm, 10 mm	Varies by Custom
14. Pelagia	5 mm, 10 mm	Varies by Custom
15. Drizzle	5 mm, 10 mm	Varies by Custom
16. Dastra	5 mm, 10 mm	Varies by Custom
17. Wave	5 mm, 10 mm	Varies by Custom
18. Zigzag	5 mm, 10 mm	Varies by Custom




14




15



16




17



18

## CUSTOM ANY DESIGN FOR TEXTURA CARVED GLASS



### TEXTURA CARVED GLASS CUSTOM

Textura Carved Glass also offers the flexibility for custom design, allowing clients to create patterns based on their own concepts or project requirements. This freedom enables each piece to reflect a unique identity, making it suitable for personalized interiors and distinctive design statements.

\* Pattern shown is for reference only. Actual pattern density may according to custom design requirements.

### TEXTURA CARVED GLASS CUSTOM SPECIFICATIONS


TYPE	THICKNESS	MAX SIZE
Any Pattern, Any design, Any Glass Base	Varies by Custom	Varies by Custom

## TEXTURA CARVED GLASS CUSTOM

Beyond custom design possibilities, Textura Carved Glass can be applied to a variety of glass-base materials, allowing different visual outcomes to be achieved. This flexibility enables the product to adapt to diverse design needs while maintaining its distinctive textured and dimensional character.

### TEXTURA CARVED GLASS CUSTOM SPECIFICATIONS


TYPE	THICKNESS	MAX SIZE
Any Pattern, Any design, Any Glass Base	Varies by Custom	Varies by Custom



**CUSTOM TEXTURA CARVED GLASS WITH ANY COLOR**



**CUSTOM TEXTURA CARVED GLASS ON ANY MIRROR**




## GLASSTONE GLOSSY

GlassTone Glossy is a lacquered back painted glass designed to deliver a solid and elegant glossy finish. Ideal for wall cladding and furniture surfaces, it enhances interior spaces with a clean and modern look. Available in 8 standard glossy colors with a standard thickness of 5 mm, GlassTone offers flexible coating options, including single and double coating. Produced using water-based materials, the coating ensures durability while remaining environmentally friendly.

### GLASSTONE GLOSSY SPECIFICATIONS

TYPE	THICKNESS	MAX SIZE
1. Mono White	5 mm	2134 x 3048 mm
White	5 mm, 8 mm	2134 x 3048 mm
2. Super White/ Mono Super White	5 mm	2134 x 3300 mm
Super White	8 mm	2140 x 3660 mm
3. Black	5 mm	2134 x 3048 mm
4. Umbra Grey	5 mm	2134 x 3048 mm
5. Light Grey	5 mm	2134 x 3048 mm
6. Red	5 mm	2134 x 3302 mm
7. Pale Brown	5 mm	2134 x 3048 mm
8. Light Ivory	5 mm	2134 x 3048 mm




## GLASSTONE MATTE

GlassTone Matte offers a softer alternative with a smooth, non-glossy finish that brings a calm and contemporary look to interior spaces. The refined matte surface works well for wall panels and furniture applications, especially in designs that aim for a more subtle and modern atmosphere. GlassTone Matte is available in 5 standard colors with a thickness of 5 mm, and comes with single or double coating options to support durability and maintain the color quality.

### GLASSTONE MATTE SPECIFICATIONS

TYPE	THICKNESS	MAX SIZE
1. Matte White	5 mm	2134 x 3300 mm
2. Matte Super White	5 mm	2134 x 3660 mm
3. Matte Black	5 mm	2134 x 3300 mm
4. Matte Bronze	5 mm	2134 x 3660 mm
5. Matte Grey	5 mm	2134 x 3660 mm





## GLASSTONE METALLIC

GlassTone Metallic introduces a distinctive metallic effect that adds depth and character to colored glass surfaces. The subtle sparkling finish creates a more dynamic appearance, making it suitable for feature walls, decorative panels, and statement furniture pieces. Designed for interiors that aim to stand out, GlassTone Metallic enhances the visual appeal of a space while maintaining the functionality of colored glass.

### GLASSTONE METALLIC SPECIFICATIONS

TYPE	THICKNESS	MAX SIZE
1. Metallic Black	5 mm	2134 x 3048 mm
2. Metallic Brown	5 mm	2134 x 3048 mm
3. Metallic Amber	5 mm	2134 x 3048 mm
4. Metallic Grey	5 mm	2134 x 3048 mm



**CUSTOM ANY COLOR,  
GLOSSY, OR MATTE**

# GLASSTONE CUSTOM

GlassTone Custom offers more flexibility with color options beyond the standard range. Colors can be customized based on the RAL Color Guide to match specific design needs. It can also be produced on different glass substrates to achieve glossy, matte, or textured surface effects.

## GLASSTONE CUSTOM SPECIFICATIONS

TYPE	COLOR	THICKNESS	MAX SIZE
GlassTone Custom Glossy	Any Color	5mm, 6 mm, 8 mm, 10 mm, 12 mm	Varies by Glass Base
GlassTone Custom Matte	Any Color	5mm, 10 mm	Varies by Glass Base
GlassTone Custom Texture	Any Color	Varies by Glass Base	Varies by Glass Base



**CUSTOM ANY COLOR WITH ANY TEXTURE**



## MIRROMAX COLOR

Mirromax Color is a lead-free decorative mirror designed to bring color and elegance into interior spaces. The mirror features a titanium-based coating applied onto Clear Float Glass or Tinted Float Glass, creating a reflective surface with unique colored tones.

Enhanced with stainless steel and titanium materials, the coating provides long-lasting durability while maintaining a luxurious appearance.

### MIRROMAX COLOR SPECIFICATIONS

TYPE	THICKNESS	MAX SIZE
1. Bronze	5 mm	1830 x 2440 mm
2. Gold	5 mm	1830 x 2440 mm
3. Blue	5 mm	1830 x 2440 mm
4. Grey	5 mm	1830 x 2440 mm
5. Purple	5 mm	1830 x 2440 mm
6. Green	5 mm	1830 x 2440 mm



7



8



9



10

## MIRROMAX COLOR

### MIRROMAX COLOR SPECIFICATIONS

TYPE	THICKNESS	MAX SIZE
7. Yellow	5 mm	1830 x 2440 mm
8. Rose Gold	5 mm	1830 x 3050 mm
9. Champagne	5 mm	1830 x 2440 mm
10. Titanium	5 mm	1830 x 3050 mm



**MIRROMAX COLOR BEVELLED**

# GUARDIAN ULTRAMIRROR

Guardian UltraMirror™ is a beautifully reflective and highly durable mirror designed to enhance both functionality and aesthetics. Engineered with advanced protection, it offers strong resistance against corrosion, chemicals, moisture, and abrasion, making it suitable for a wide range of interior applications while maintaining an elegant appearance.

## GUARDIAN ULTRAMIRROR SPECIFICATIONS

TYPE	THICKNESS	MAX SIZE
1. UltraMirror - Super Clear	5 mm	2134 x 3048 mm
2. UltraMirror - Clear	5 mm	2134 x 3050 mm
UltraMirror - Clear (Big Size)	5 mm	2134 x 3050 mm
3. UltraMirror - Euro Bronze	5 mm	2134 x 3050 mm
4. UltraMirror - Euro Grey	5 mm	2140 x 3050 mm





1



2



3



4



5



6


# MIRROMAX ARTE

MirroMax Arte is a decorative mirror featuring a variety of unique patterns with an antique, rust-inspired appearance. The effect is designed to create a rustic look while maintaining the quality of the mirror coating, so the rust-like appearance will not spread like a conventional antique mirror.

With its imperfect reflection and distinctive character, MirroMax Arte offers a unique decorative element that brings a different atmosphere to interior spaces.

## MIRROMAX ARTE SPECIFICATIONS

TYPE	THICKNESS	MAX SIZE
1. Amethyst	5 mm	1830 x 2440 mm
2. Riff	5 mm	1830 x 2440 mm
3. Brunn	5 mm	1830 x 2440 mm
4. Zitroen	5 mm	1830 x 2440 mm
5. Jasper	5 mm	1830 x 2440 mm
6. Whisky	5 mm	1830 x 2440 mm



1



2



3

# SATIN GLASS

Satin Glass is a glass or mirror product created by applying an acid-etching treatment on one side of the surface. It features a smooth, silk-like finish with a soft, frosted appearance that gently diffuses incoming light while providing a sense of privacy.

This modern finishing technique also helps reduce visible dirt marks and fingerprints, which are commonly found on sandblasted glass. As a result, Satin Glass offers a cleaner look while maintaining its elegant and functional qualities for interior applications.

## SATIN GLASS SPECIFICATIONS





TYPE	THICKNESS	MAX SIZE
1. Satin Glass - Clear (G1)	5 mm	2134 x 3048 mm
2. Satin Glass - Clear (G2)	5 mm	2134 x 3660 mm
	10 mm	2134 x 3660 mm
3. Satin Glass - Super Clear (G2)	5 mm	2134 x 3660 mm
4. Satin Glass - Grey (G2)	5 mm	2134 x 3660 mm
5. Satin Glass - Bronze (G2)	5 mm	2134 x 3660 mm



4



5





## SATIN MIRROR

Satin Mirror is created by applying an acid-etching treatment to the surface of a mirror, resulting in a smooth matte finish with a subtle reflective effect. This process helps create a distinctive appearance while maintaining the durability and quality of the mirror surface.

The unique matte and semi-reflective look creates a refined metal-like effect that offers a distinctive alternative for interior design applications.

### SATIN MIRROR SPECIFICATIONS

TYPE	THICKNESS	MAX SIZE
1. Satin Mirror - Clear (G2)	5 mm	1830 x 3050 mm
2. Satin Mirror - Gold (G2)	5 mm	1830 x 2440 mm
3. Satin Mirror - Grey (G2)	5 mm	1830 x 3050 mm
4. Satin Mirror - Bronze (G2)	5 mm	1830 x 3050 mm
5. Satin Mirror - Clear Silver (G1)	5 mm	2140 x 3050 mm
6. Satin Mirror - Super Clear Silver (G1)	5 mm	2140 x 3050 mm
7. Satin Mirror - Euro Grey Silver (G1)	5 mm	2140 x 3050 mm
8. Satin Mirror - Euro Bronze Silver (G1)	5 mm	2134 x 3300 mm





## SATIN ANTIQUE MIRROR

Satin Antique Mirror combines the unique patterns of antique mirror with a softer satin surface finish. The result is a unique appearance where the antique texture remains visible with a more subtle reflection than conventional antique mirrors.

The satin surface creates a more refined and contemporary look while maintaining the decorative character of antique glass, making it suitable for interiors that seek both uniqueness and elegance.

### SATIN ANTIQUE MIRROR SPECIFICATIONS

TYPE	THICKNESS	MAX SIZE
1. Riff	5 mm	2134 x 3051mm
2. Jasper	5 mm	2134 x 3052 mm
3. Brunn	5 mm	2134 x 3053 mm

## SATIN CUSTOM OPACITY & MATTNESS LEVEL



**CUSTOM SATIN ON ANY GLASS BASE**

## SATIN CUSTOM MAKE EVERYTHING MATTE

The satin finishing process can be applied to various glass-based materials, allowing different types of glass to achieve a smooth, soft, and refined surface appearance. This includes clear glass, mirror, and antique mirror, each offering its own unique visual character while maintaining the distinctive satin effect. With this flexibility, satin processing opens more possibilities for design applications.

### SATIN CUSTOM SPECIFICATIONS

TYPE	THICKNESS	MAX SIZE
Any Level, Any Glass Base	Varies by Glass Base	Varies by Glass Base




## HAIRLINE GLASS

Hairline Glass is a decorative glass featuring elegant colors and fine linear patterns with a subtle metal-like appearance. Its material structure also provides added safety, as the glass fragments are held together by a resin polymer layer if broken. This material can be combined with clear glass or tinted glass, allowing flexibility for wall panels and interior surfaces while creating a refined and modern look.

### HAIRLINE GLASS SPECIFICATIONS

TYPE	THICKNESS	DIRECTION	MAX SIZE
1. Silver Hairline	5 mm	Vertical	1200 x 3000mm
2. Gold Hairline	5 mm	Vertical	1200 x 3000mm
3. Amber Hairline	5 mm	Vertical	1200 x 3000mm
4. Yellow Hairline	5 mm	Vertical	1200 x 3000mm
5. Blue Hairline	5 mm	Vertical	1200 x 3000mm





## FINURA GLASS

Finura Glass is a decorative glass that combines hairline patterns with textured glass surfaces, creating a richer and more dimensional visual effect. The linear hairline pattern introduces a subtle metal-like finish, while the textured glass enhances depth and visual interest.

This combination gives Finura Glass a more expressive character, making it ideal for interior applications that seek a layered and visually engaging design.

### FINURA GLASS SPECIFICATIONS

TYPE	THICKNESS	DIRECTION	MAX SIZE
1. Blue Aqua	5 mm	-	2400 x 1200 mm
2. Golden Aqua	5 mm	-	2400 x 1200 mm
3. Amber Moru	5 mm	Horizontal	2400 x 1200 mm
4. Golden Moru	5 mm	Horizontal	2400 x 1200 mm
5. Golden Ripple	5 mm	Horizontal	2400 x 1200 mm
6. Silver Twin	5 mm	Horizontal	2400 x 1200 mm
7. Amber Twin	5 mm	Horizontal	2400 x 1200 mm
8. Golden Twin	5 mm	Horizontal	2400 x 1200 mm
9. Amber Nashiji	5 mm	-	2400 x 1200 mm
10. Golden Nashiji	5 mm	-	2400 x 1200 mm






1




2




3



4




5



6



7



8



9



10

## LAMILUX COLOR GLASS

Lamilux Color Glass is the result of a new technology that we develop which allows you to choose a multitude of transparent color options with glass. This will give you the flexibility to look up for color options, now you can select the color options of the 20 standard colors that are available.

### LAMILUX COLOR GLASS SPECIFICATIONS





TYPE	THICKNESS	MAX SIZE
1. Brown	10 mm (Laminated), 5mm (Monolithic)	1200 x 3000 mm
2. Traffic Red	10 mm (Laminated), 5mm (Monolithic)	1200 x 3000 mm
3. Crimson	10 mm (Laminated), 5mm (Monolithic)	1200 x 3000 mm
4. Orchid Pink	10 mm (Laminated), 5mm (Monolithic)	1200 x 3000 mm
5. Purple	10 mm (Laminated), 5mm (Monolithic)	1200 x 3000 mm
6. Lavender	10 mm (Laminated), 5mm (Monolithic)	1200 x 3000 mm
7. Violet	10 mm (Laminated), 5mm (Monolithic)	1200 x 3000 mm
8. Peach	10 mm (Laminated), 5mm (Monolithic)	1200 x 3000 mm
9. Persimmon	10 mm (Laminated), 5mm (Monolithic)	1200 x 3000 mm
10. Orange	10 mm (Laminated), 5mm (Monolithic)	1200 x 3000 mm


## LAMILUX COLOR GLASS

If you want to explore more color options, now you can also customize the color with the RGB color reference. Because of how easy you can select colors with glass, we hope that your design can be more vibrant and enhance the visual of your design. In that way, now glass is considered a colorful material.

### LAMILUX COLOR GLASS SPECIFICATIONS

TYPE	THICKNESS	MAX SIZE
11. Chestnut	10 mm (Laminated), 5mm (Monolithic)	1200 x 3000 mm
12. Cream	10 mm (Laminated), 5mm (Monolithic)	1200 x 3000 mm
13. Indigo	10 mm (Laminated), 5mm (Monolithic)	1200 x 3000 mm
14. Cobalt Blue	10 mm (Laminated), 5mm (Monolithic)	1200 x 3000 mm
15. Cyan	10 mm (Laminated), 5mm (Monolithic)	1200 x 3000 mm
16. Turquoise	10 mm (Laminated), 5mm (Monolithic)	1200 x 3000 mm
17. Lime Green	10 mm (Laminated), 5mm (Monolithic)	1200 x 3000 mm
18. Mustard	10 mm (Laminated), 5mm (Monolithic)	1200 x 3000 mm
19. Green	10 mm (Laminated), 5mm (Monolithic)	1200 x 3000 mm
20. Yellow	10 mm (Laminated), 5mm (Monolithic)	1200 x 3000 mm





## LAMILUX GRADIENT GLASS

Lamilux Gradient Glass brings a new dimension to colored glass by allowing multiple colors to be combined within a single panel. This creates a dynamic visual effect that adds depth, layering, and character, making it suitable for a wide range of interior applications such as partitions, wall panels, and decorative elements. The ability to control how colors interact within the glass opens up more creative possibilities for both subtle and bold design expressions.

### LAMILUX GRADIENT GLASS SPECIFICATIONS


TYPE	THICKNESS	DIRECTION	MAX SIZE
1. White	10 mm (Laminated), 5mm (Monolithic)	Horizontal	1200 x 3000 mm
2. Black	10 mm (Laminated), 5mm (Monolithic)	Horizontal	1200 x 3000 mm
3. Brown	10 mm (Laminated), 5mm (Monolithic)	Horizontal	1200 x 3000 mm
4. Cyan	10 mm (Laminated), 5mm (Monolithic)	Horizontal	1200 x 3000 mm
5. Turquoise	10 mm (Laminated), 5mm (Monolithic)	Horizontal	1200 x 3000 mm
6. Persimmon	10 mm (Laminated), 5mm (Monolithic)	Horizontal	1200 x 3000 mm
7. Orchid Pink	10 mm (Laminated), 5mm (Monolithic)	Horizontal	1200 x 3000 mm
8. Lavender	10 mm (Laminated), 5mm (Monolithic)	Horizontal	1200 x 3000 mm
9. Ombre Neptune	10 mm (Laminated), 5mm (Monolithic)	Horizontal	1200 x 3000 mm
10. Ombre Pandora	10 mm (Laminated), 5mm (Monolithic)	Horizontal	1200 x 3000 mm

## LAMILUX GRADIENT GLASS

With the flexibility of the RGB color system, any color can be customized to achieve specific design intentions. Constructed with a laminated structure, Lamilux Gradient Glass ensures safety and durability while maintaining high visual quality. It also offers adaptable thickness options through various glass combinations, allowing the material to meet different functional and design requirements.

### LAMILUX GRADIENT GLASS SPECIFICATIONS

TYPE	THICKNESS	DIRECTION	MAX SIZE
11. Ombre Mars	10 mm (Laminated), 5mm (Monolithic)	Horizontal	1200 x 3000 mm
12. Ombre Celestia	10 mm (Laminated), 5mm (Monolithic)	Horizontal	1200 x 3000 mm
13. Ombre Borealis	10 mm (Laminated), 5mm (Monolithic)	Horizontal	1200 x 3000 mm
14. Ombre Nebula	10 mm (Laminated), 5mm (Monolithic)	Horizontal	1200 x 3000 mm
15. Ombre Venus	10 mm (Laminated), 5mm (Monolithic)	Horizontal	1200 x 3000 mm
16. Ombre Terra	10 mm (Laminated), 5mm (Monolithic)	Horizontal	1200 x 3000 mm
17. Ombre Iris	10 mm (Laminated), 5mm (Monolithic)	Horizontal	1200 x 3000 mm
18. Ombre Nova	10 mm (Laminated), 5mm (Monolithic)	Diagonal	1200 x 3000 mm
19. Ombre Saturn	10 mm (Laminated), 5mm (Monolithic)	Diagonal	1200 x 3000 mm
20. Ombre Solaris	10 mm (Laminated), 5mm (Monolithic)	Diagonal	1200 x 3000 mm




11




12




13



14




15




16




17




18



19



20




## LAMILUX FABRIC GLASS

Lamilux Fabric Glass is a product that brings creativity to life through the combination of glass and decorative materials such as patterned fabric. It can be produced using either a single sheet or two sheets of glass, offering high flexibility to meet various design needs. With up to eight standard designs and extensive customization options, Lamilux Fabric Glass adds pattern, depth, and artistic expression to a wide range of interior and architectural applications.

### LAMILUX FABRIC GLASS SPECIFICATIONS

TYPE	THICKNESS	DIRECTION	MAX SIZE
1. Lustra	10 mm (Laminated)	Horizontal	1500 x 3000 mm
	5mm (Monolithic)		1200 x 3000 mm
2. Nexa	10 mm (Laminated)	Vertical	1500 x 3000 mm
	5mm (Monolithic)		1200 x 3000 mm
3. Array	10 mm (Laminated)	Vertical	1200 x 3000 mm
	5mm (Monolithic)		1200 x 3000 mm
4. Vibrissa	10 mm (Laminated)	-	1500 x 3000 mm
	5mm (Monolithic)		1200 x 3000 mm
5. Luxor	10 mm (Laminated)	Vertical	1500 x 3000 mm
	5mm (Monolithic)		1200 x 3000 mm
6. Verti	10 mm (Laminated)	Horizontal	1200 x 3000 mm
	5mm (Monolithic)		1200 x 3000 mm
7. Brava	10 mm (Laminated)	Horizontal	1200 x 3000 mm
	5mm (Monolithic)		1200 x 3000 mm
8. Strata	10 mm (Laminated)	Horizontal	1500 x 3000 mm
	5mm (Monolithic)		1200 x 3000 mm




## LAMILUX MESH GLASS

Lamilux Mesh Glass presents a new interpretation of decorative glass material through a combination of transparency and unique mesh patterns. Its visual character creates an elegant obscured effect, providing privacy without completely blocking light or visibility. More than just glass, Lamilux Mesh Glass becomes a design element that enhances the character and atmosphere of a space with elegance.

### LAMILUX MESH GLASS SPECIFICATIONS

TYPE	THICKNESS	DIRECTION	MAX SIZE
1. Golden Mesh	10 mm (Laminated), 5mm (Monolithic)	Vertical	1200 x 3000 mm
2. Silver Mesh	10 mm (Laminated), 5mm (Monolithic)	Vertical	1200 x 3000 mm
3. Bronze Mesh	10 mm (Laminated), 5mm (Monolithic)	Diagonal	1200 x 3000 mm
4. Copper Mesh	10 mm (Laminated), 5mm (Monolithic)	Vertical	1200 x 3000 mm



## LAMILUX CORTEN GLASS

Lamilux Corten Glass is created by combining glass panels with a specially designed insertion that features a rust-inspired pattern. The insertion captures the natural look of oxidized metal, bringing a warm and earthy character into the glass surface. Lamilux Corten offers flexibility for various interior applications that seek an industrial and expressive design.

### LAMILUX CORTEN GLASS SPECIFICATIONS

TYPE	THICKNESS	DIRECTION	MAX SIZE
1. Metalus	10 mm (Laminated), 5mm (Monolithic)	-	1200 x 3000 mm
2. Rutilus	10 mm (Laminated), 5mm (Monolithic)	-	1200 x 3000 mm
3. Ristavis	10 mm (Laminated), 5mm (Monolithic)	-	1200 x 3000 mm
4. Sabita	10 mm (Laminated), 5mm (Monolithic)	Vertical	1200 x 3000 mm
5. Rostig	10 mm (Laminated), 5mm (Monolithic)	Vertical	1200 x 3000 mm
6. Claristil	10 mm (Laminated), 5mm (Monolithic)	-	1200 x 3000 mm



**CUSTOM INSERTION GLASS**

## LAMILUX CUSTOM GLASS

Lamilux Custom Design offers the flexibility to combine multiple insertion materials within a laminated glass panel, allowing more creative and personalized design possibilities. By layering different elements such as colors, patterns, fabrics, or other decorative materials, each composition can achieve a unique visual effect tailored to specific project needs.

### LAMILUX CUSTOM GLASS SPECIFICATIONS

TYPE	THICKNESS	MAX SIZE
Any Design	Varies by Custom	Varies by Custom

## LAMILUX CUSTOM GLASS


Through the lamination process, these combined insertion are securely encapsulated, ensuring durability while maintaining the aesthetic quality of the design. This versatility makes Lamilux Custom Design suitable for a wide range of interior applications that require distinctive and customized visual expressions.

### LAMILUX CUSTOM GLASS SPECIFICATIONS

TYPE	THICKNESS	MAX SIZE
Any Design	Varies by Custom	Varies by Custom



## CUSTOM ANY COLOR WITH ANY TEXTURE



## LAMILUX MIX & MATCH

### TEXTURE COLOR & GRADIENT GLASS

Textured Color Glass & Textured Gradient Glass brings a new dimension to the harmony of color, texture, and transparency. This refined variant offers the same distinctive Lamilux character, creating expressive visuals with a unique tactile surface.

#### LAMILUX COLOR & GRADIENT TEXTURE GLASS SPECIFICATIONS

TYPE	THICKNESS	MAX SIZE
Any Color, Any Texture	Varies by Custom	Varies by Custom



## CUSTOM ANY TEXTURE WITH ANY COLOR

## CUSTOM ANY COLOR WITH ANY SATIN GLASS



## LAMILUX MIX & MATCH

### SATIN COLOR & GRADIENT GLASS

Satin Color Glass & Satin Gradient Glass is a laminated glass that combines a smooth satin surface with colored or gradient insertion, creating a soft and refined visual effect. The satin finish gently diffuses light while the color and gradient elements add depth and variation, allowing the material to balance privacy and aesthetics for modern interior applications.

#### SATIN COLOR & GRADIENT GLASS SPECIFICATIONS

TYPE	THICKNESS	MAX SIZE
Any Color, Any Satin Glass	Varies by Custom	Varies by Custom



## CUSTOM SATIN GLASS WITH ANY COLORS

## LAMILUX MIX & MATCH

# SATIN COLOR & GRADIENT MIRROR


Satin Color Mirror & Satin Gradient Mirror is a laminated mirror that combines a smooth satin surface with colored or gradient insertion, creating a soft and refined visual effect. The satin finish gently diffuses reflection while the color and gradient elements add depth and variation, making it especially suitable for wall panel applications that aim to balance privacy and aesthetics in modern interiors.


### SATIN COLOR & GRADIENT MIRROR SPECIFICATIONS

TYPE	THICKNESS	MAX SIZE
Any Color, Any Satin Mirror	Varies by Custom	Varies by Custom



### CUSTOM ANY COLOR WITH ANY SATIN MIRROR





## DANIA PATTERNED GLASS

Dania Patterned Glass is a decorative glass produced using a patterned roller during the glass forming process, creating a variety of textures and motifs on the surface. It offers a light diffusion effect with a subtle distortion, providing privacy while still allowing light to pass through.

With a range of design options available, Dania Patterned Glass can be used for partitions, doors, and wall panels, offering a balance between aesthetics and practicality in modern interior spaces.

### DANIA PATTERNED GLASS SPECIFICATIONS

TYPE	THICKNESS	DIRECTION	MAX SIZE
1. Moru Wide	5 mm	Horizontal	2000 x 2440 mm
2. Moru	5 mm	Horizontal	2000 x 2440 mm
3. Twinlite	5 mm	Horizontal	2000 x 2440 mm
4. Flutelite	5 mm	Horizontal	1830 x 2440 mm
5. PrinStripe	5 mm	Horizontal	1830 x 2440 mm
6. Rain	5 mm	Horizontal	1830 x 2440 mm
7. Ripple	5 mm, 10 mm	Horizontal	1830 x 2440 mm
8. Crosspane	5 mm	-	1830 x 2440 mm
9. Prisma	5 mm	-	2000 x 2440 mm




## DANIA PATTERNED GLASS

The interaction between light and the patterned surface creates a subtle play of light and shadow, adding depth and visual interest to a space while maintaining a sense of privacy.

### DANIA PATTERNED GLASS SPECIFICATIONS

TYPE	THICKNESS	DIRECTION	MAX SIZE
10. Aqualite	5 mm	-	2000 x 2440 mm
11. Oceanic	5 mm	-	1830 x 2440 mm
12. Watercube	5 mm	-	1830 x 2440 mm
13. Nashiji	5 mm, 10 mm	-	1830 x 2440 mm



## DANIA PATTERNED FROST GLASS

Dania Patterned Frost Glass is a decorative glass with a smooth frosted texture that softly diffuses light while providing privacy, creating a clean and subtle appearance.

### DANIA PATTERNED FROST GLASS SPECIFICATIONS

TYPE	THICKNESS	DIRECTION	MAX SIZE
14. Moru Frost	5 mm	Horizontal	1830 x 2440 mm
15. Twinlite Frost	5 mm	Horizontal	2000 x 2440 mm



## U-SHAPED GLASS

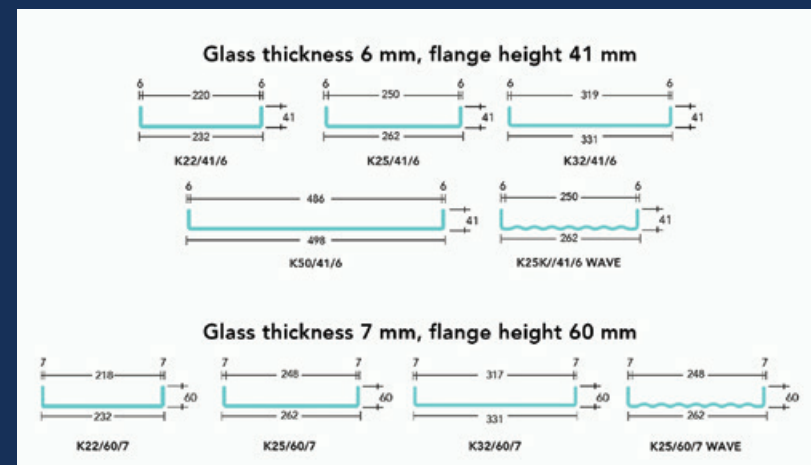
U-Shaped Glass from Himalaya Abadi is a machine rolled cast glass in u-shape, crafted specifically for architectural glass - both exterior and interior applications. Also known as profiled glass or channel glass, its unique shape allows to withstand imposed forces in conditions conventional flat glass incapable of.


U-Shaped Glass systems consist of the self-supporting profiled glass held in place by an extruded aluminium perimeter frame, creating seamless glass spans uninterrupted by metal structures, enabling a winding curve exposure as well as a neat glass-to-glass corners.

U-Shaped Glass is available in a variety of designs, ie: dimensions, textures, translucencies, and colors - allowing a soft and evenly distributed light to filter through, while still maintaining an element of privacy.

### U-SHAPED GLASS SPECIFICATIONS

TYPE	DIMENSIONS	MAX LENGTH
1. CLEAR (Standard Pattern)	K25/60/7	6000 mm
2. CLEAR OPAL (Standard Pattern)	K25/60/7	6000 mm
3. OW/OptiWhite (Standard Pattern)	K25/60/7	6000 mm
4. OW - OPAL (Standard Pattern)	K25/60/7	6000 mm
5. OW - SMOOTH	K25/60/7	6000 mm





## U-SHAPED GLASS

These uniquely shaped glass products are available in multiple face widths (Web), ranging from 232-mm up to 498-mm wide, with flange heights of 41-mm or 60-mm, in a 6-mm or 7-mm thick of glass.

The standard length of U-Shaped Glass products is 6000-mm (6 meters), and it's possible to be produced up to 7000-mm (7 meters) long.

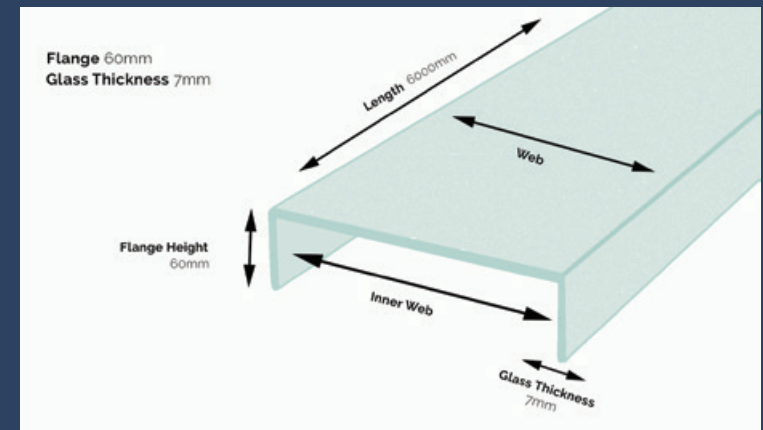
U-Shaped Glass may be thermally toughen (tempered), and/or filmed to meet the impact safety requirements of the property. Insulation can easily be done by adding another shell of the glass to boost thermal control and sound insulation performance, while still maintaining the light diffusing properties.

U-Shaped Glass system features quick installation, minimal maintenance and easy glass replacement when required.

### U-SHAPED GLASS SPECIFICATIONS

TYPE	DIMENSIONS	MAX LENGTH
6. OW - SLIM LINE*	K25/60/7	6000 mm
7. OW - PRIZM*	K25/60/7	6000 mm
8. OW - WAVE*	K25/60/7	6000 mm
9. AMETHYST*	K25/60/7	6000 mm
10. CITRINE*	K25/60/7	6000 mm
11. OW - LOW E*	K25/60/7	6000 mm

\* PRE-ORDER glass items





ON

# SWITCH GLASS

Switch Glass is an innovative glass solution that combines glass, PET-ITO film, and Polymer Dispersed Liquid Crystal (PDLC) within a laminated interlayer, allowing the glass to switch from opaque to clear instantly. This feature provides flexible privacy control while maintaining a modern appearance.

The PDLC layer responds to electrical input—when powered off, the glass appears opaque, and when powered on, it becomes transparent. Available in a standard laminated thickness of approximately 11mm (5mm glass + PDLC layer + 5mm glass), Switch Glass offers both functionality and aesthetic value for various interior applications.



OFF

## SWITCH GLASS SPECIFICATIONS

DESCRIPTION	MEASUREMENTS	
	ON / MAX	OFF / MIN
Operation Mode	Transparent / Clear	Opaque
Light Transmission	84%	≥60%
Haze	3,7%	≥95%
IR Resistance Rate	15,6%	49,50%
UV Resistance Rate	46,2%	97,90%
Switching Speed	10ms	200ms
Viewing Angle	>145°	
Operating Temperature	-10°C ~ 65°C	
Operating Voltage	AC 48 ~ 60V	
Frequency Range	50~60Hz	
Power Consumption	6W/ m2	
Glass Thickness	5+5mm (+/- 11mm), 6+6mm (+/- 13mm)	
Max Size	1500 x 3000 mm	

## SWITCH FILM

Using the same PDLC system, Switch Film can be applied directly onto existing glass, transforming it into a switchable surface without the need for replacement. This solution offers a practical and efficient way to upgrade glass into a smart privacy system, allowing it to change from opaque to transparent as needed. With its easy application, Switch Film provides flexibility for various interior applications while maintaining both functionality and a clean, modern appearance.

### SWITCH FILM SPECIFICATIONS

DESCRIPTION	MEASUREMENTS	
	ON / MAX	OFF / MIN
Operation Mode	Transparent / Clear	Opaque
Light Transmission	84%	≥60%
Haze	3,7%	≥95%
IR Resistance Rate	15,6%	49,5%
UV Resistance Rate	46,2%	97,90%
Switching Speed	10ms	200ms
Viewing Angle	>145°	
Operating Temperature	-10°C ~ 65°C	
Operating Voltage	AC 48 ~ 60V	
Frequency Range	50~60Hz	
Power Consumption	6W/ m2	
Max Size	1500 x 3000 mm	





## MAXICOOL GLASS

MaxiCool is a solar energy reflecting glass product, which is provided by providing a metal layer to the surface of colored glass. Able to absorb and reflect most of the heat energy from sunlight more effectively when compared to clear glass or colored glass products.

Therefore Maxicool often used as an exterior glass for it's famous solar energy reduction. Especially for any applications that has a wide surface areas like curtain walls, canopies, or windows.

Furthermore, Maxicool also very applicable for interior purposes especially for furniture applications. The special coating on Maxicool can also be collaborated with interesting lighting manipulation inside any furniture so that it can create special effect. This application is very popular on wardrobes, kitchen cabinets, even also shoe racks.

### MAXICOOL GLASS SPECIFICATIONS

TYPE	THICKNESS	MAX SIZE
1. Euro Bronze	5 mm	2140 x 3660 mm
2. Euro Grey	5 mm	2140 x 3660 mm

## MAXIFLOAT GLASS

MaxiFloat is categorized as tinted glass series. This product is made by float glass manufacturing process with adjustment on the raw materials to make various transparent colors. Not only aesthetically pleasing, MaxiFloat also could withstand and absorb heat into the glass so that the interior of a room will feel cooler.

### MAXIFLOAT GLASS SPECIFICATIONS

TYPE	THICKNESS	MAX SIZE
1. Euro Bronze	5 mm	2134 x 3300 mm
	10 mm	2440 x 3660 mm
2. Euro Grey	5 mm	2134 x 3660 mm
	10 mm	2600 x 3660 mm



## CRYSTAL CLEAR GLASS

Crystal Clear Glass is a refined, super clear glass with high visual transmission and no color distortion. This crystal-like clarity is achieved by minimizing the iron content during production to eliminate the green tint.

### CRYSTAL CLEAR GLASS SPECIFICATIONS

TYPE	THICKNESS	MAX SIZE
Crystal Clear Glass	5 mm	2140 x 3300 mm
	6 mm, 8 mm, 10,mm, 12 mm, 15 mm, 19 mm	2140 x 3660 mm

2026 Edition

Visit Our Social Media :

 @himalayaabadi

 himalaya abadi

 himalaya abadi

 @himalayaabadi

 [www.himalayaabadi.com](http://www.himalayaabadi.com)

---

 @glassmart.id

 [www.glassmart.co.id](http://www.glassmart.co.id)

Disclaimer

\* All products are registered trademarks of Himalaya Abadi.

\* Product specifications may subject to change at any time without prior notice.

\* The color plates shown may vary slightly from the actual product colors due to the limitations of the printing process.

\* Please check for available glass color, textures, patterns, opacities, thickness, and standard sheet size upon enquiry.